

The background image shows the entrance of Acharya Prafulla Chandra College. The entrance features a large white archway with a central gate. Above the archway, the college's name is written in English as 'ACHARYA PRAFULLA CHANDRA COLLEGE' and in Bengali as 'আচার্য প্রফুল্লচন্দ্র কলেজ'. Below the archway, it says 'ESTD : 1960' and 'NEW BARRACKPORE'. The building is a multi-story structure with a light-colored facade. There are trees on either side of the entrance, and a paved area in the foreground.

LMS Student's Manual

Go to the website: <https://cloud.apccollege.ac.in/>



Click on Student Login



Acharya Prafulla Chandra College

Govt. Sponsored | NAAC Accredited A Grade College (2nd Cycle)

Affiliated to West Bengal State University

New Barrackpore, Dist : 24 pgs(N) Kolkata - 700131, West Bengal



STUDENT LOGIN

COLLEGE LOGIN

About us
Terms and Conditions
Refund/ Cancellations Policy
Privacy policy
Contact Us

TABULATION

LIBRARY



Acharya Prafulla Chandra College

Govt. Sponsored | NAAC Accredited A Grade College (2nd Cycle)
Affiliated to West Bengal State University
New Barrackpore, Dist : 24 pgs(N) Kolkata - 700131, West Bengal



Student Portal

Notice

Put your **Student ID**
and **password** to login

Login

☐ Remember me[Forgot Password?](#)

HELPDESK NO : 7003019646 (FROM 10AM TO 7PM
ON WORKING DAYS)

[Sign In](#)

Enter your Student ID and Password & Login

If you do not remember your password click on
"Forgot Password" option

By default password is the same as your Student ID

Click to Find your Student ID

FIND DETAILS

Select Course

All Courses

Enter Name

[Online Payment Schedule](#)

[New Student Registration Request](#)

SHOW

Fees Payment

Learning HUB

Attendance

Feedback

Support

Exam

Notice



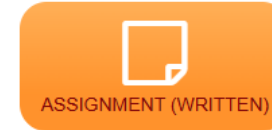


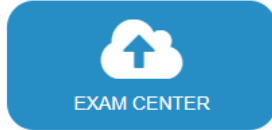

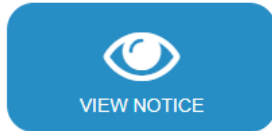
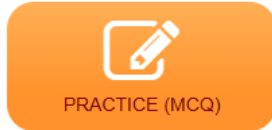

Library



Name **Soumyadip Chakraborty**
 StudentID 2021-1272
 Course PHYSICS (H)
 URegno 1012111400369

Student Panel

- Fees Transaction ▾
- Learning Center ▾
- Library ▾
- Student Activity Zone
- Document Upload
- Print Form
- View Subject
- Exam Form Fillup
- Feedback
- Grievance / Support Cell
- Covid Update
- Apply Migration



After logging in you will find this page

To view the uploaded tutorials by your teachers click on **TUTORIAL**



Name SOUMYADIP
CHAKRABORTY
StudentID 2021-1272
Course PHYSICS (H)
URegno 1012111400369

Student Panel

- Fees Transaction ▾
- Learning Center ▾
- Library ▾
- Student Activity Zone
- Document Upload
- Print Form
- View Subject
- Exam Form Fillup
- Feedback
- Grievance / Support Cell
- Covid Update
- Apply Migration

Tutorial

Semester	Faculty	Subject	Tutorial	Create On	View Tutorial	View Question	For Any Query
6	Dr. Goutam Biswas	PHSHCC	EM Theory	07/05/2021			
6	Dr. Goutam Biswas	PHSHCC	EM Theory	05/04/2022			
6	Dr. Goutam Biswas	PHSHCC	EM Theory	04/05/2022			
6	Dr. Goutam Biswas	PHSHCC	EM Theory	14/06/2021			
6	Dr. Goutam Biswas	PHSHCC	Maxwell's Equations	07/04/2021			

To read a particular tutorial click on this **open book icon**



Acharya Prafulla Chandra College

Govt. Sponsored | NAAC Accredited A Grade College (2nd Cycle)
Affiliated to West Bengal State University
New Barrackpore, Dist : 24 pgs(N) Kolkata - 700131, West Bengal



EM Theory

Faculty: Dr. Goutam Biswas

Subjects: PSHCC

Semester: 6

[CH-2 E.M Wave unbounded Media.pdf](#)

Click Here to open

Read and enjoy your Tutorial



Name SOUMYADIP
CHAKRABORTY
StudentID 2021-1272
Course PHYSICS (H)
URegno 1012111400369

Student Panel

- Fees Transaction ▾
- Learning Center ▾
- Library ▾
- Student Activity Zone
- Document Upload
- Print Form
- View Subject
- Exam Form Fillup
- Feedback
- Grievance / Support Cell
- Covid Update
- Apply Migration

Tutorial

Semester	Faculty	Subject	Tutorial	Create On	View Tutorial	View Question	For Any Query
6	Dr. Goutam Biswas	PHSHCC	EM Theory	07/05/2021			
6	Dr. Goutam Biswas	PHSHCC	EM Theory	05/04/2022			
6	Dr. Goutam Biswas	PHSHCC	EM Theory	04/05/2022			
6	Dr. Goutam Biswas	PHSHCC	EM Theory	14/06/2021			
6	Dr. Goutam Biswas	PHSHCC	Maxwell's Equations	07/04/2021			

To read the question regarding the Tutorial [click here](#)

Alpha Decay

Faculty: Mr Md Moinul Islam

Subjects: PSHCC

Semester: 5

[JEST 2020 Question Paper.pdf](#)

Click Here to open



Name SOUMYADIP
CHAKRABORTY
StudentID 2021-1272
Course PHYSICS (H)
URegno 1012111400369

Student Panel

- Fees Transaction ▾
- Learning Center ▾
- Library ▾
- Student Activity Zone
- Document Upload
- Print Form
- View Subject
- Exam Form Fillup
- Feedback
- Grievance / Support Cell
- Covid Update
- Apply Migration

Tutorial

Semester	Faculty	Subject	Tutorial	Create On	View Tutorial	View Question	For Any Query
6	Dr. Goutam Biswas	PHSHCC	EM Theory	07/05/2021			
6	Dr. Goutam Biswas	PHSHCC	EM Theory	05/04/2022			
6	Dr. Goutam Biswas	PHSHCC	EM Theory	04/05/2022			
6	Dr. Goutam Biswas	PHSHCC	EM Theory	14/06/2021			
6	Dr. Goutam Biswas	PHSHCC	Maxwell's Equations	07/04/2021			

If you have any query related to the tutorial you can ask directly to your teacher by clicking in this **question mark icon**



Name SOUMYADIP
CHAKRABORTY
StudentID 2021-1272
Course PHYSICS (H)
URegno 1012111400369

Student Panel

Fees Transaction
Learning Center
Library
Student Activity Zone
Document Upload
Print Form
View Subject
Exam Form Fillup
Feedback
Grievance / Support Cell
Covid Update
Apply Migration

Tutorial
Faculty

EM THEORY
DR. GOUTAM BISWAS

Rich text editor toolbar with options for Bold, Italic, Underline, Text Color, Background Color, Bulleted List, Numbered List, Indent, Outdent, Link, Unlink, Image, Video, Table, etc.

Query

Large text area for writing the query.

Path: Words: 0

Choose File No file chosen

(Image File Only)

Upload

Submit

Back To Tutorial

Tutorial	Faculty	Query	Query DateTime	Response	Response DateTime
No Records Found					

Write your query here
and **submit**

You can also upload your query as
image file (.jpg, .jpeg) mode

Choose File

Upload







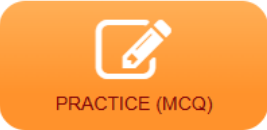

Submit



Name SOUMYADIP
CHAKRABORTY
StudentID 2021-1272
Course PHYSICS (H)
URegno 1012111400369

Student Panel

- Fees Transaction ▾
- Learning Center ▾
- Library ▾
- Student Activity Zone
- Document Upload
- Print Form
- View Subject
- Exam Form Fillup
- Feedback
- Grievance / Support Cell
- Covid Update
- Apply Migration



You can also get and submit your assignments here



Name DEBRAJ ADHIKARY
StudentID 2022-0361
Course PHYSICS (H)
URegno 1012211401180

Student Panel

- Fees Transaction
- Learning Center
- Library
- Student Activity Zone
- Document Upload
- Print Form
- View Subject
- Exam Form Fillup
- Feedback
- Grievance / Support Cell
- Covid Update
- Apply Migration

Assignment (BROAD) Semester :

1



Show

Assignment Type	Assignment Name	Subject	Paper	Start Date	Start Time	End Date	End Time	Status	Submit
-----------------	-----------------	---------	-------	------------	------------	----------	----------	--------	--------

No Records Found

Sr No	Assignment Subject	Semester	Student ID	Student Name	Univ. Roll No.	Full Marks	Qualify Marks	Obtain Marks	Submit Time	

Choose your semester first then click in Show



Name DEBRAJ ADHIKARY
StudentID 2022-0361
Course PHYSICS (H)
URegno 1012211401180

Student Panel

- Fees Transaction
- Learning Center
- Library
- Student Activity Zone
- Document Upload
- Print Form
- View Subject
- Exam Form Fillup
- Feedback
- Grievance / Support Cell
- Covid Update
- Apply Migration

Assignment (BROAD) Semester :

3 Show

Assignment Type	Assignment Name	Subject	Paper	Start Date	Start Time	End Date	End Time	Status	Submit
Tutorial	SAMPLE	PHSHCC	CC5	2024-03-05	12:00	2024-03-06	06:00	Open Assignment	Answer
Tutorial	SAMPLE	PHSHCC	CC5	2024-11-26	06:00	2024-11-30	06:00	Open Assignment	Answer
Tutorial	SAMPLE	PHSHCC	CC5	2024-11-27	06:00	2024-11-30	06:00	Open Assignment	Answer

Sr No	Assignment Subject	Semester	Student ID	Student Name	Univ. Roll No.	Full Marks	Qualify Marks	Obtain Marks	Submit Time	

Another feature of this LMS is you can get all your assignments along with the deadline given by your teacher here

Click to Open Assignment



Acharya Prafulla Chandra College

Govt. Sponsored | NAAC Accredited A Grade College (2nd Cycle)
Affiliated to West Bengal State University
New Barrackpore, Dist : 24 pgs(N) Kolkata - 700131, West Bengal



TRMPORARY

Submission Datetime: 06 Mar 2024 06:00:00

Question:-

1)

[PH2021.pdf](#)

(Marks: 50)

Print

[Back To List](#)

Then you will be directed to this page

Click Here



Name DEBRAJ ADHIKARY
StudentID 2022-0361
Course PHYSICS (H)
URegno 1012211401180

Student Panel

- Fees Transaction
- Learning Center
- Library
- Student Activity Zone
- Document Upload
- Print Form
- View Subject
- Exam Form Fillup
- Feedback
- Grievance / Support Cell
- Covid Update
- Apply Migration

Assignment (BROAD) Semester :

3 Show

Assignment Type	Assignment Name	Subject	Paper	Start Date	Start Time	End Date	End Time	Status	Submit
Tutorial	SAMPLE	PHSHCC	CC5	2024-03-05	12:00	2024-03-06	06:00	Open Assignment	Answer
Tutorial	SAMPLE	PHSHCC	CC5	2024-11-26	06:00	2024-11-30	06:00	Open Assignment	Answer
Tutorial	SAMPLE	PHSHCC	CC5	2024-11-27	06:00	2024-11-30	06:00	Open Assignment	Answer

Sr No	Assignment Subject	Semester	Student ID	Student Name	Univ. Roll No.	Full Marks	Qualify Marks	Obtain Marks	Submit Time	

To submit the assignment click on

Answer



Name DEBRAJ ADHIKARY
StudentID 2022-0361
Course PHYSICS (H)
URegno 1012211401180

Student Panel

- Fees Transaction
- Learning Center
- Library
- Student Activity Zone
- Document Upload
- Print Form
- View Subject
- Exam Form Fillup
- Feedback
- Grievance / Support Cell
- Covid Update
- Apply Migration

trmporary

Submission Datetime: 06 Mar 2024 06:00:00

Question:-

1)

PH2021.pdf

(Marks: 50)

1 / 20 | - + | ↺

JAM 2021 PHYSICS - PH

Paper Specific Instructions

1. The examination is of 3 hours duration. There are a total of 60 questions carrying 100 marks. The entire paper is divided into three sections, A, B and C. All sections are compulsory. Questions in each section are of different types.
2. **Section - A** contains a total of 30 **Multiple Choice Questions (MCQ)**. Each MCQ type question has four choices out of which only **one** choice is the correct answer. Questions Q.1 – Q.30 belong to this section and carry a total of 50 marks. Q.1 – Q.10 carry 1 mark each and Questions Q.11 – Q.30 carry 2 marks each.
3. **Section - B** contains a total of 10 **Multiple Select Questions (MSQ)**. Each MSQ type question is similar to MCQ but with a difference that there may be **one or more than one** choice(s) that are correct out of the four given choices. The candidate gets full credit if he/she selects all the correct answers only and no wrong answers. Questions Q.31 – Q.40 belong to this section and carry 2 marks each with a total of 20 marks.
4. **Section - C** contains a total of 20 **Numerical Answer Type (NAT)** questions. For these NAT type questions, the answer is a real number which needs to be entered using the virtual keyboard on the monitor. No choices will be shown for these type of questions. Questions Q.41 – Q.60 belong to this section and carry a total of 30 marks. Q.41 – Q.50 carry 1 mark each and Questions Q.51 – Q.60 carry 3 marks each.
5. In all sections, questions not attempted will result in zero mark. In **Section - A** (MCQ), wrong answer will result in **NEGATIVE** marks. For all 1 mark questions, 1/3 marks will be deducted for each wrong answer. For all 2 marks questions, 2/3 marks will be deducted for each wrong answer. In **Section - B** (MSQ), there is **NO NEGATIVE** and **NO PARTIAL** marking provisions. There is **NO NEGATIVE** marking in **Section - C**.

If you have multiple images then go this site <https://jpg2pdf.com/> and make it one pdf file. Then download that pdf file and upload here.

আপনার যদি একাধিক চিত্র থাকে তবে এই সাইটে <https://jpg2pdf.com/> এ যান এবং এটির একটি PDF ফাইল করুন। তারপরে সেই PDF ফাইলটি DOWNLOAD করুন এবং এখানে আপলোড করুন।

Upload Document

Choose File No file chosen

Only pdf, .jpg, .png are upload allowed.

SUBMIT ASSIGNMENT

Back To List

Choose file

Then click on SUBMIT ASSIGNMENT

Every time you can get back to your main panel by clicking on Home